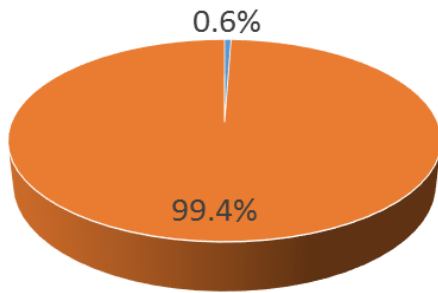


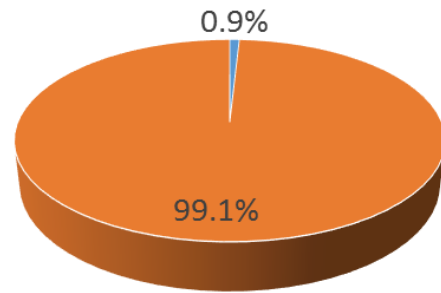
## Small Island Developing States (SIDS)

GHG cumulative emissions 1970-2010  
**World - 1273.6 GtCO<sub>2</sub>eq**



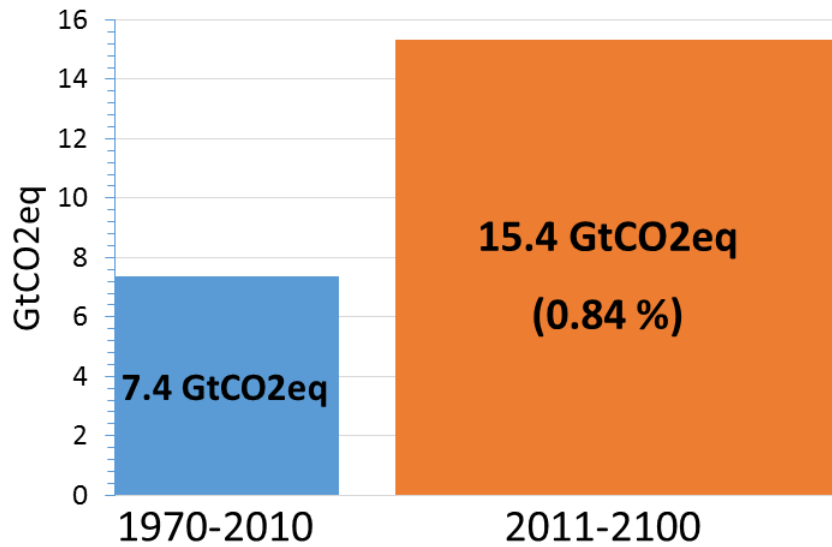
■ SIDS ■ Rest of the World

Carbon Budget 2011-2050  
**World - 1386.6 GtCO<sub>2</sub>eq**



■ SIDS ■ Rest of the World

Historical cumulative emissions compared with the 2011-2100 Carbon Budget



Future (2011-2100) Carbon Budget allocated by MCJ-RCP2.6

**Data sources:**

- GHG emissions from 1990 to 2012 for non-Annex 1 countries have been obtained from the CAIT Climate Data Explorer of the World Resources Institute, <http://cait.wri.org/>, and for Annex 1 countries from UNFCCC databases [http://unfccc.int/ghg\\_data/ghg\\_data\\_unfccc/items/4146.php](http://unfccc.int/ghg_data/ghg_data_unfccc/items/4146.php)
- GHG emissions data from 1970 to 1989 have been obtained from the database of the Climate Equity Reference Project supported by the Stockholm Environment Institute. <http://climateequityreference.org/calculator-information/the-climate-equity-reference-calculator-database/>
- Population historical data and future projections have been obtained from the database on UNDESA: <http://www.un.org/en/development/desa/population/>

