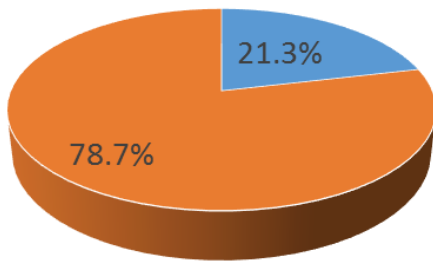


## Like minded developing countries (LMDC)

GHG cumulative emissions 1970-2010

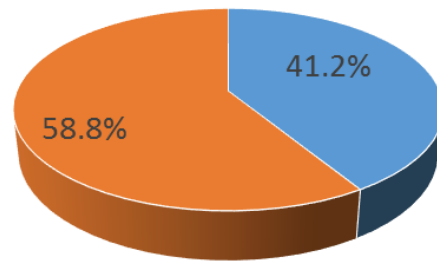
**World - 1273.6 GtCO<sub>2</sub>eq**



■ LMDC ■ Rest of the World

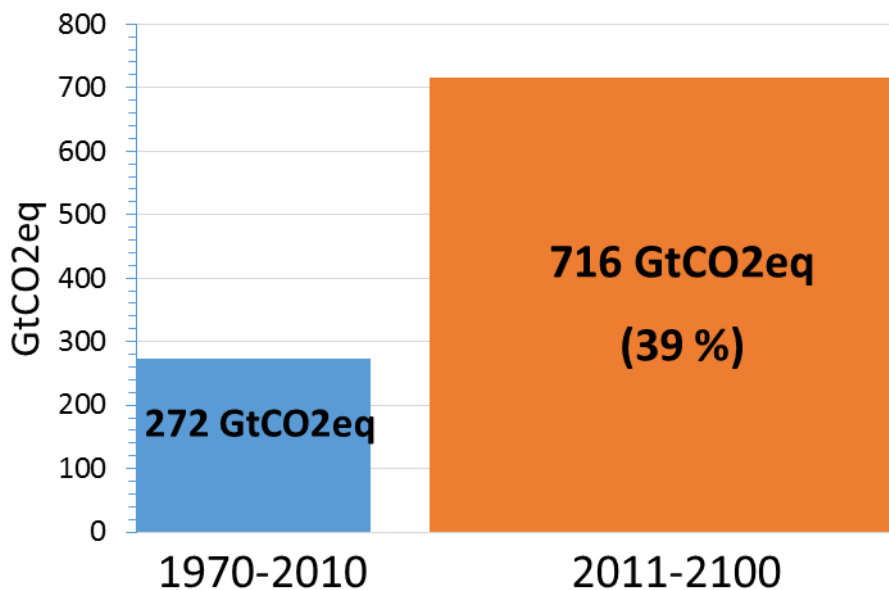
Carbon Budget 2011-2050

**World - 1386.6 GtCO<sub>2</sub>eq**



■ LMDC ■ Rest of the World

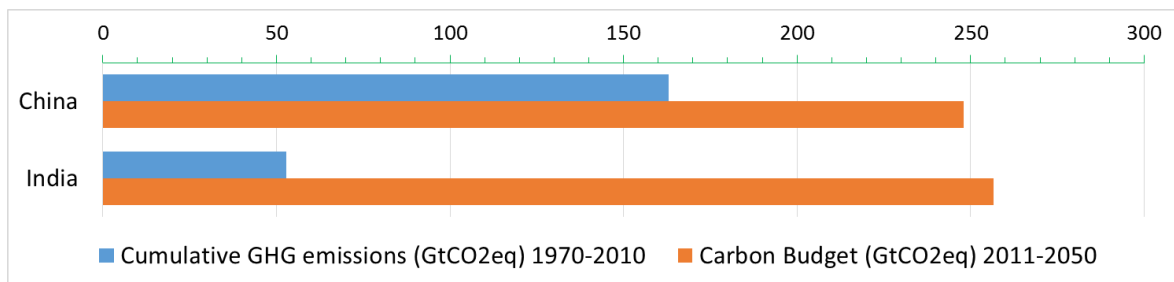
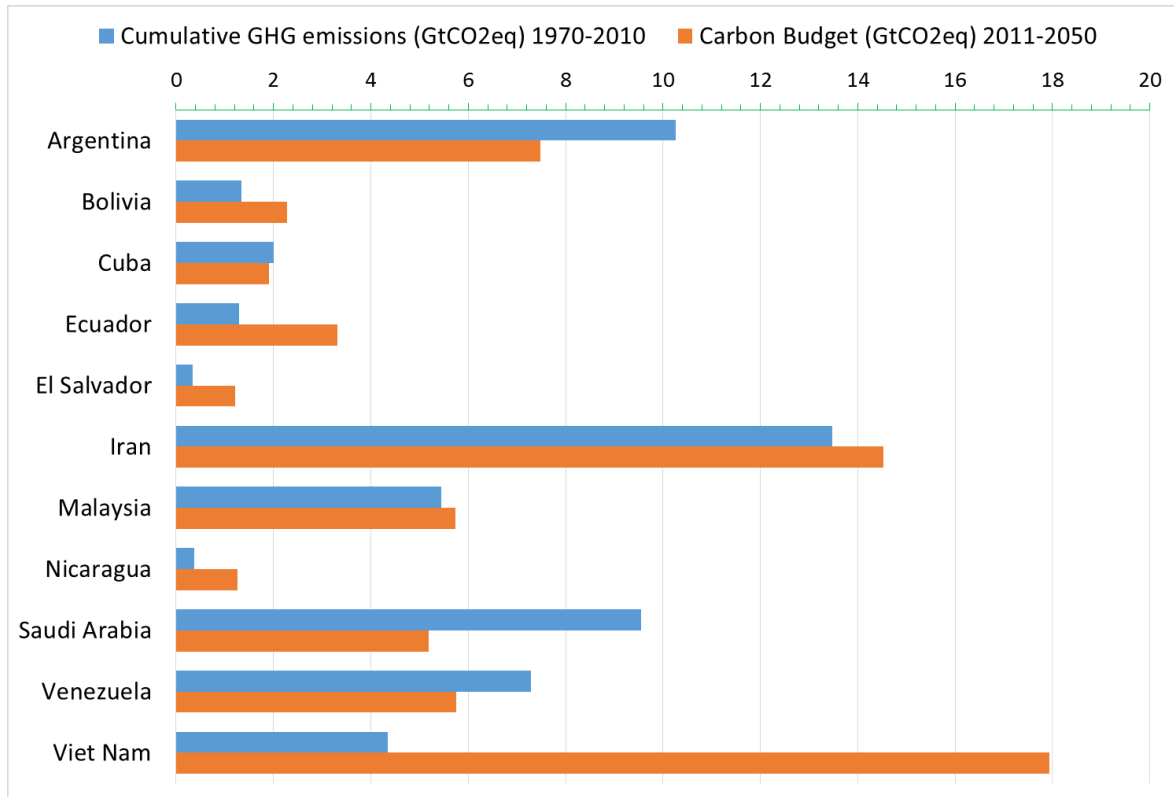
Historical cumulative emissions compared with the 2011-2100 Carbon Budget



Future (2011-2100) Carbon Budget allocated by MCJ-RCP2.6

**Data sources:**

- GHG emissions from 1990 to 2012 for non-Annex 1 countries have been obtained from the CAIT Climate Data Explorer of the World Resources Institute, <http://cait.wri.org/>, and for Annex 1 countries from UNFCCC databases [http://unfccc.int/ghg\\_data/ghg\\_data\\_unfccc/items/4146.php](http://unfccc.int/ghg_data/ghg_data_unfccc/items/4146.php)
- GHG emissions data from 1970 to 1989 have been obtained from the database of the Climate Equity Reference Project supported by the Stockholm Environment Institute. <http://climateequityreference.org/calculator-information/the-climate-equity-reference-calculator-database/>
- Population historical data and future projections have been obtained from the database on UNDESA: <http://www.un.org/en/development/desa/population/>



**M CJ: Model of Climate Justice per Capita**  
**HISTORICAL (1970-2010) CUMULATIVE EMISSIONS COMPARED WITH**  
**THE FUTURE CARBON BUDGET ALLOCATED BY MCJ-RCP2.6 IN 2011-2050 PERIOD**

